



Equine Welfare Data Collective

Please mute your
phone/microphone

Program Manager
Emily Stearns
EWDC@HorseCouncil.org

Please mute your
phone/microphone





Mission

Provide data analysis critical to understanding more about horses currently at risk and in transition so that funding, programming, and support can be aimed appropriately and we can all help drive positive change.

unitedhorsecoalition.org/ewdc

Funding Support



USA Equestrian Trust®

Emily Stearns Msc

Program Manager

Equine Welfare Data Collective

Ewdc@horsecouncil.Org





Data Sources

Equine Welfare Data Collective (EWDC)
<https://unitedhorsecoalition.org/ewdc/>

American Horse Council Economic Impact Study (AHC)
<https://www.horsecouncil.org/economic-impact-study/>

USDA
nass.usda.gov

US Federal Census
<https://www.census.gov/data.html>

American Society for the Prevention of Cruelty to Animals (ASPCA)
<https://www.aspcapro.org/research>

Best Friends Network
<https://network.bestfriends.org/>

American Veterinary Medical Association (AVMA)
<https://ebusiness.avma.org/ProductCatalog/ProductCategory.aspx?ID=120>

Shelter Animals Count (SAC)
<https://www.shelteranimalscount.org/>

PetPoint Reporting
https://www.petpoint.com/Industry_Data

Join the EWDC today!

Here's how to join the hundreds of organizations across the country that contribute to the data collective:

1. Have your organization's EIN number and equine records on hand.
2. Complete the 2021 EWDC Organization profile. This must be done once per year.
3. Choose the link that corresponds to the time period you would like to submit data for. (See below!)

COMPLETE YOUR ORGANIZATION PROFILE

Who is eligible to participate in the EWDC?

Any 501c3 or state-registered nonprofit or municipal organization that functions as a transition center, adoption center, rescue, sanctuary, shelter, direct placement program, safety net program, or other service involved in equine welfare.

COVID-19 RESOURCES	HOME	ABOUT	EQUINE RESOURCE DATABASE	EDUCATIONAL MATERIALS	MEMBER ORGANIZATIONS	JOIN THE CAUSE
<p>2020: Data for 2020 is entered in 6 month aggregates (Jan-June, July-Dec)</p> <p>SUBMIT AGGREGATE DATA</p>			<p>2021: Data for 2021 is entered monthly (Jan, Feb, March, etc)</p> <p>SUBMIT 2021 JANUARY DATA</p>			<p>2021: Data for 2021 is entered monthly (Jan, Feb, March, etc)</p> <p>SUBMIT 2021 FEBRUARY DATA</p>
<p>2021: Data for 2021 is entered monthly (Jan, Feb, March, etc)</p> <p>SUBMIT 2021 MARCH DATA</p>			<p>2021: Data for 2021 is entered monthly (Jan, Feb, March, etc)</p> <p>SUBMIT 2021 APRIL DATA</p>			<p>2021: Data for 2021 is entered monthly (Jan, Feb, March, etc)</p> <p>SUBMIT 2021 MAY DATA</p>
<p>2021: Data for 2021 is entered monthly (Jan, Feb, March, etc)</p> <p>SUBMIT 2021 JUNE DATA</p>			<p>2021: Data for 2021 is entered monthly (Jan, Feb, March, etc)</p> <p>SUBMIT 2021 JULY DATA</p>			

<https://unitedhorsecoalition.org/submit-data/>

National Populations of Animals

Dogs 76.8 Million (AVMA 2018)

Cats 58.3 Million (AVMA 2018)

Horses 7.2 Million (AHC 2016)





National Populations of Welfare Organizations

**14,000+ Companion
Animal Shelters and
Rescues** (Best Friends, SAC, PetPoint, AVMA)

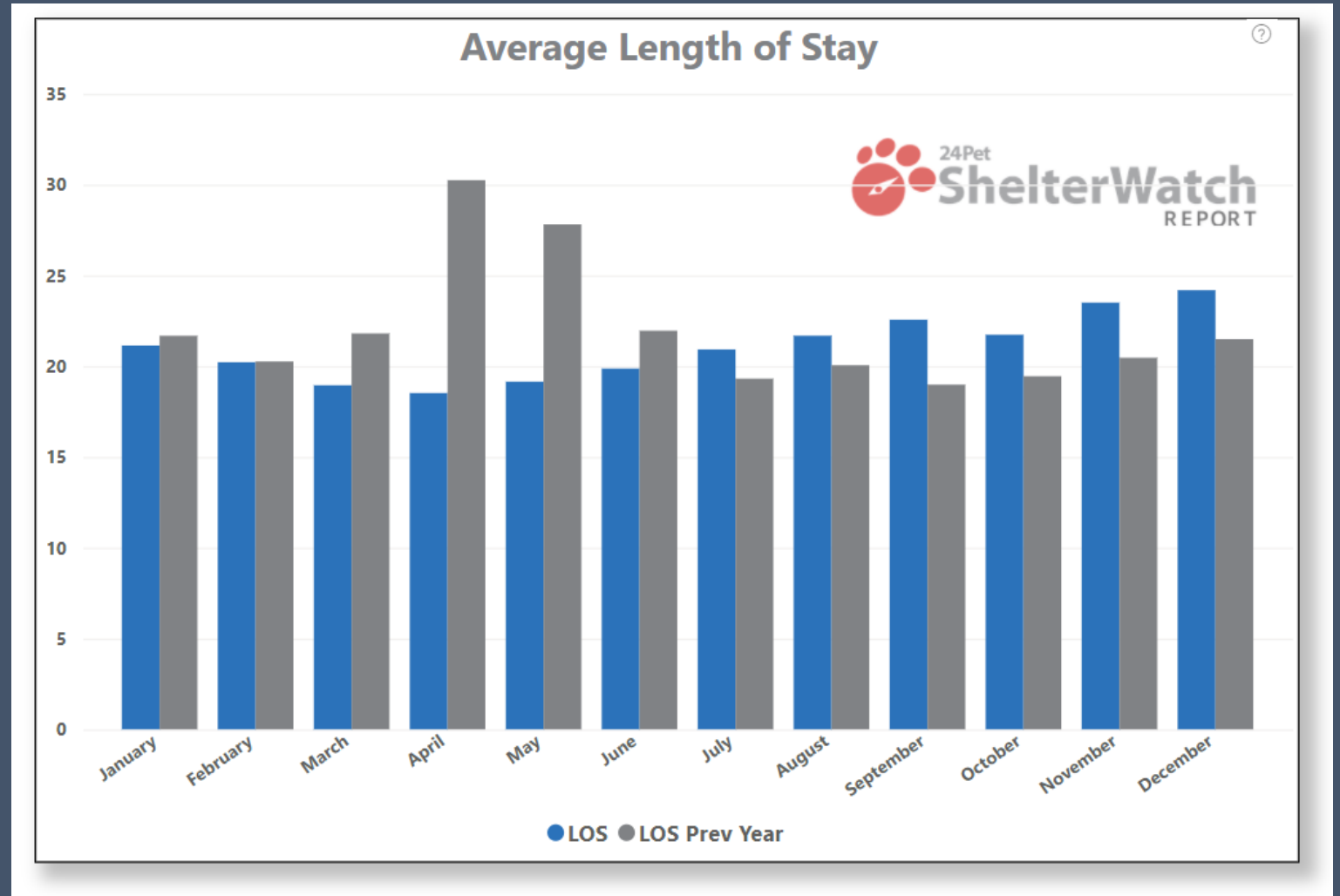
**1,000 Equine related
shelters, rescues, and
sanctuaries** (EWDC)



1 organization for every
5,500 dogs, 4,160 cats (Best Friends,
SAC, PetPoint, AVMA)

1 organization for every
7,200 equines (EWDC)

Companion Animal Length of Stay (PetPoint 2022)



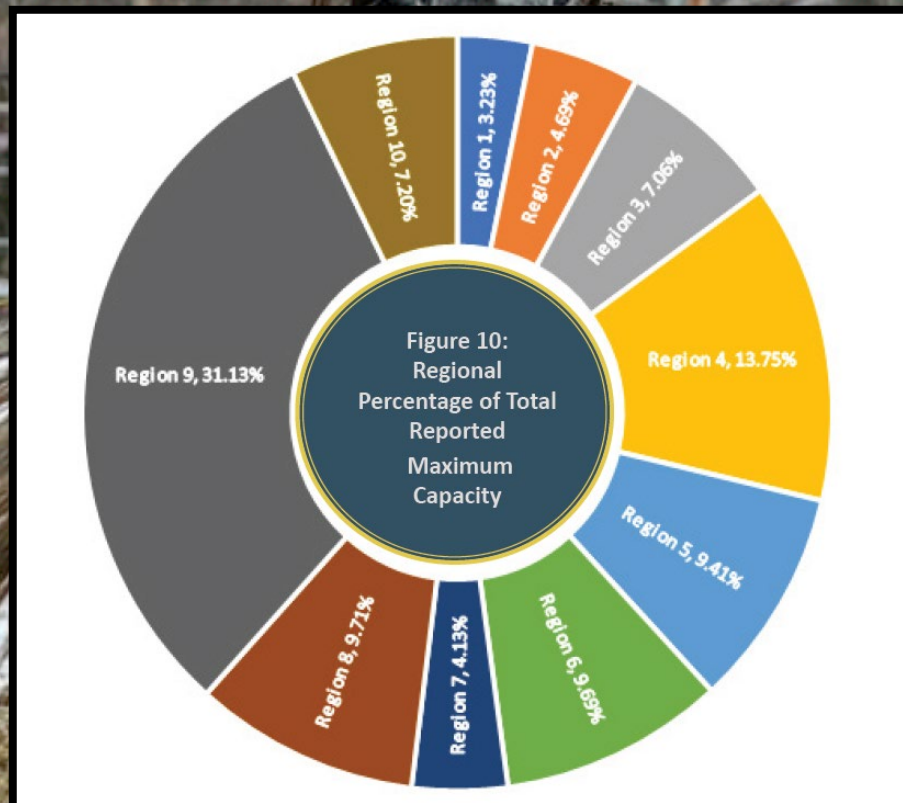
Data from Equine Welfare Data Collective Third Report



Adoption/Rescue/ Transition Center (n=64)	Rescue/Municipal Combo (n=3)	Rescue/Sanctuary Combo (n=50)	Sanctuary (n=27)
209.46 days	344 days	399.39 days	3041.25 days

Table 22: Avg Length of Stay by Organization Type

Data from Equine Welfare Data Collective Second Report



Estimated Daily Max. Cap: 47,194

(95% CI, Std. Err. 4,664
L 95% 38,017 U 56,370
Accounting for outliers)



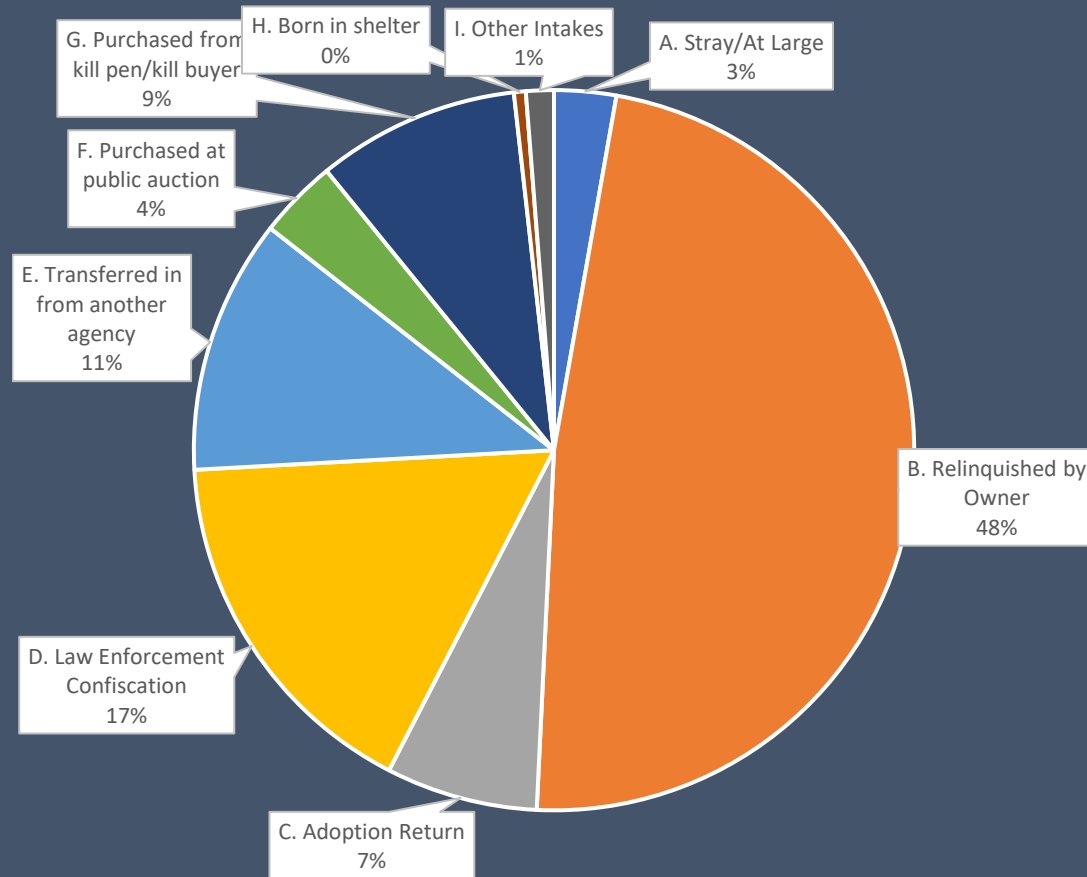
3.1 million dogs, 3.2 million
cats enter shelters annually
(SAC 2019)

Potentially ~70,000+ horses
annually based on daily Max
Cap. and LOS (EWDC)



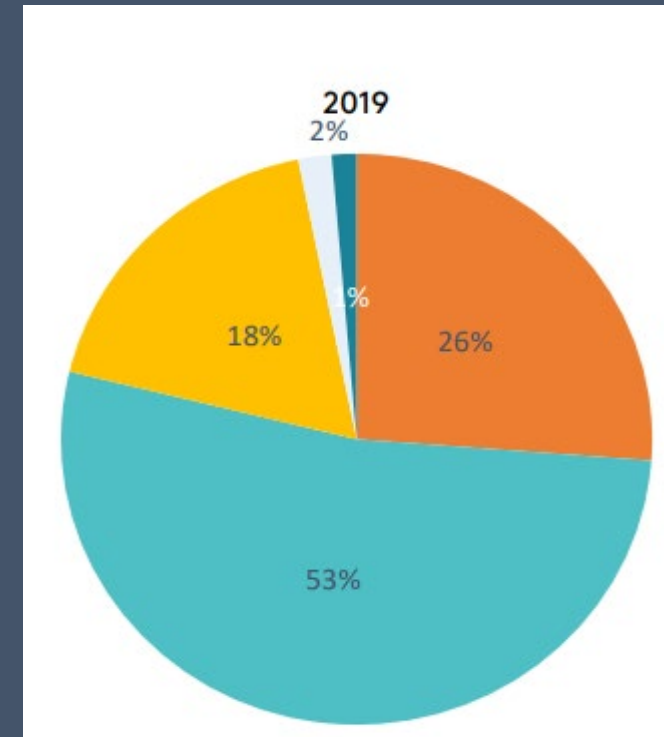
Intakes by Type

Equine Intake by Type Jan-June 2019



(EWDC 2021)

Dog and Cat Intake by Type Jan-Sept 2019



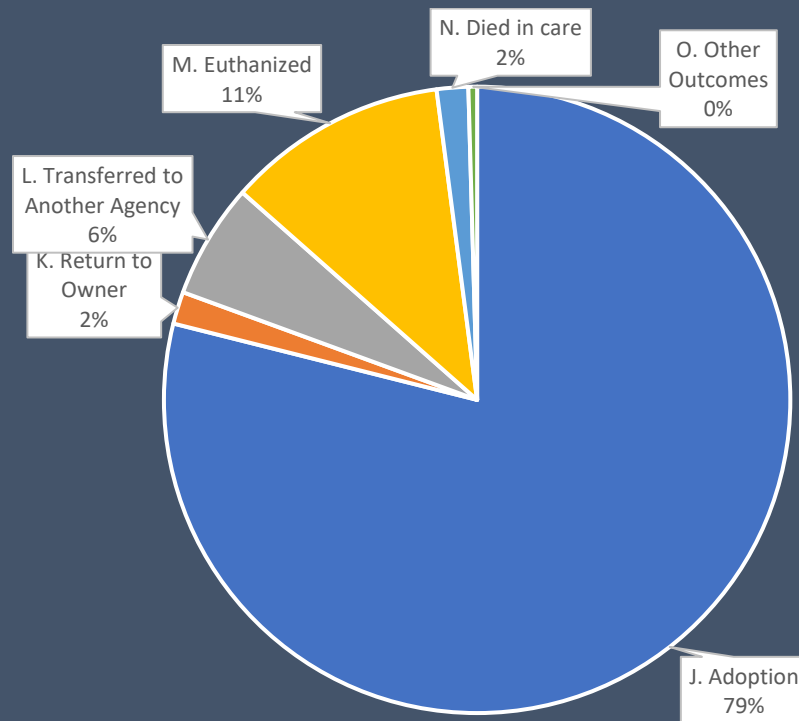
Relinquished by owner Stray Transfer In Owner-Intended Euthanasia Other Intakes

(SAC 2022)



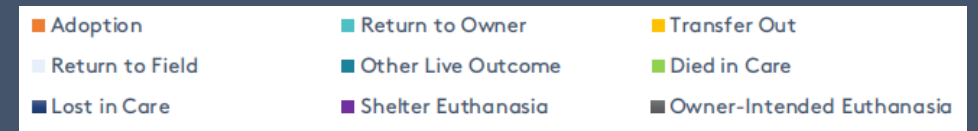
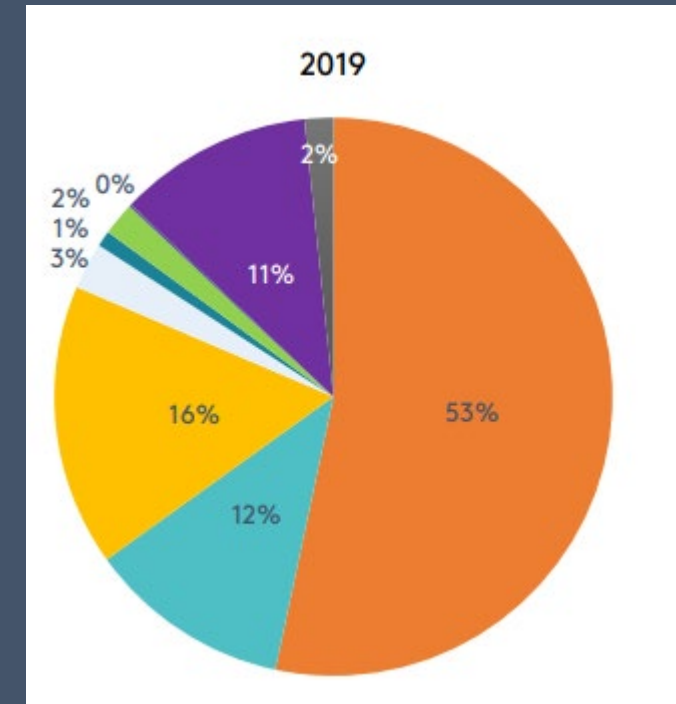
Outcomes by Type

Equine Outcomes by Type Jan-June 2019



(EWDC 2021)

Dog and Cat Outcomes by Type Jan-Sept 2019

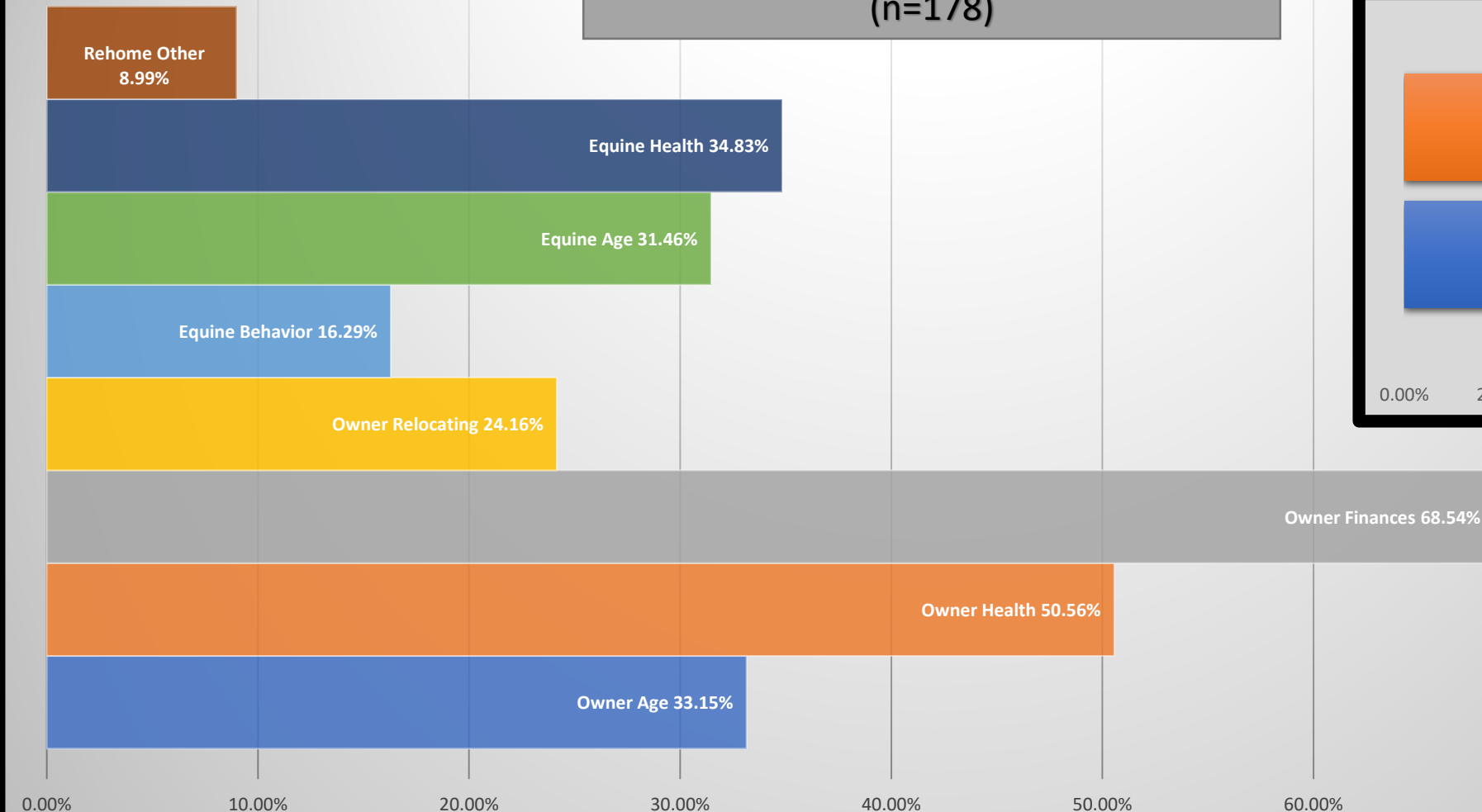


(SAC 2022)

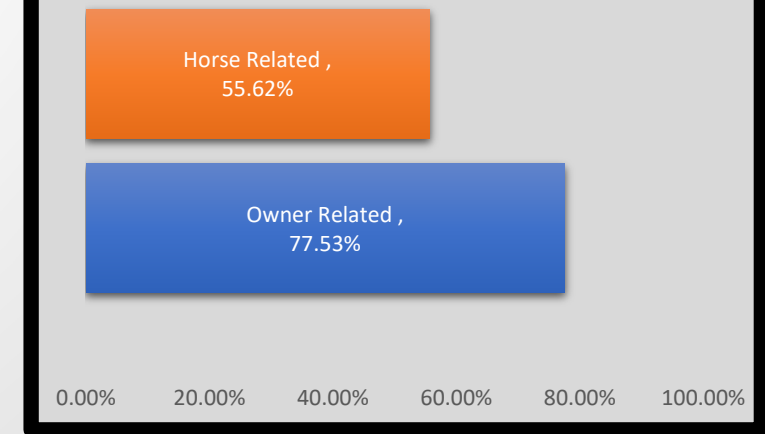


Third Report Data

Most Common Reasons for Rehoming
as reported by Welfare Organizations
(n=178)



Generalized
(n=178)





Reasons for Dog and Cat Relinquishment (ASPCA 2015)

When Times Get Tough

OWNERS ARE FORCED TO FIND
NEW HOMES FOR THEIR PETS.

What are the top reasons pet owners give up their furry companions?

Pet-related reasons,
such as health or
behavior issues

46%

Family-related reasons,
such as health troubles
and allergies

27%



26%

of pet owners who re-homed
an animal due to a pet-related
issue could not afford to treat
their pet's medical condition.



Main Points of Logistical Differences


- Physiology
- Transport
- Housing
- Spay/Neuter
- Behavioral Training
- Human Training
- Animal Control and Law Enforcement Facilitation



Why it's important to keep collecting data

- Track changing needs within the community
- Identify capacity of assistance programs
- Understand programs best address owner need
- Help funders direct grants in most effective manner to support the welfare community

Panelist Q&A



Ed Jamison

CEO for Operation Kindness in Dallas, Texas

NACA Board of Director VP

ejamison@nacanet.org




Ashley Harkins

Director
United Horse Coalition

UHC@horsecouncil.org



Panelist Q&A





Learn more at
unitedhorsecoalition.org/ewdc/